



Marketing to Moms Coalition

State of the American Mom *2008 Highlights*

For Questions, Please Contact
Michal Clements
847 475.4200

Marketing to Moms Coalition State of the American Mom 2008



TABLE OF CONTENTS

- ▶ I. Introduction & Purpose
- ▶ II. Methodology
- ▶ III. Overview
- ▶ IV. Key Highlights
- ▶ V. Complete Contents and Purchasing the Report



Marketing to Moms Coalition

State of the American Mom 2008

I. INTRODUCTION AND PURPOSE

The *State of the American Mom 2008* Report was prepared by the Marketing to Moms Coalition.

The Marketing to Moms Coalition is an independent organization dedicated to supporting and promoting an understanding of mothers as the most powerful consumer group in the U.S.

A resource for industry professionals, the coalition is dedicated to providing insights, identifying trends and connecting members. The coalition will deliver on its mission by:

- Sharing Best Practices
- Disseminating proprietary research
- Awarding the HER seal to companies and brands that honor, empower and respect mothers
- Offering networking opportunities for like-minded marketing professionals
- Hosting events and symposia

The purpose of the *State of the American Mom 2008* Report is:

1. To fulfill the mission of the Marketing to Moms Coalition
2. To provide actionable data and insights on American Moms for retailers, manufacturers and other professionals who market to Moms
3. To serve as a benchmark for ongoing tracking (building on the State of the American Mom 2007 study)

Founding members of the Marketing to Moms Coalition (www.marketingtomomscoalition.org) include:

- Maria Bailey, CEO BSM Media
- Bridget Brennan, CEO Female Factor
- Michal Clements, Managing Partner, Insight to Action
- Amy Colton, Senior Vice President, Current Lifestyle Marketing
- Teri Lucie Thompson, VP, Marketing and Media, Purdue University



Marketing to Moms Coalition State of the American Mom 2008

II. METHODOLOGY

A nationally representative sample of American Moms was contacted in June-July 2008 via an online invitation. This sample was balance on region, household size, population density, income and ethnicity.

An ending sample of 1,033 Moms with kids under 18 living at home completed the online questionnaire.

Results were analyzed by Insight to Action, Inc. using more than 30 factors to understand differences and drivers of trends/behaviors. (See next page for list)



Marketing to Moms Coalition State of the American Mom 2008

Subgroups Available for Analysis

<p>▶ Marital Status</p> <ul style="list-style-type: none"> - Single 132 - Married 639 - Living with Partner 88 - Divorced/Widowed/Separated 174 	<p>▶ Mom's Educational Level</p> <ul style="list-style-type: none"> - High School or Less 255 - Some College/College Grad 691 - Graduate/Professional Degree 84 	<p>▶ Retailer Customers - contd.</p> <ul style="list-style-type: none"> - Office Depot 264 - Office Max 194 - Old Navy 379 - Publix 83 - Radio Shack 140 - Rite Aid 269 - Safeway 115 - Sam's Club 312 - Sears 268 - Staples 273 - Stop & Shop 55 - Super Target 184 - Target (limited grocery) 514 - The Limited/Limited Too 73 - Trader Joe's 76 - Victoria's Secret 244 - Wa Wa 50 - Walgreens 569 - Wal-Mart (limited grocery) 337 - Wal-Mart Neighborhood Market (grocery only) 69 - Wal-Mart Supercenter 669 - Whole Foods 67
<p>▶ Age of Children Living at Home</p> <ul style="list-style-type: none"> - Under age 6 638 - Age 7-12 420 - Age 13-18 344 	<p>▶ Opinion Leadership Groups</p> <ul style="list-style-type: none"> - Opinion Leaders 261 - Middle of the Road/Followers 538 - Late Adopters 234 	
<p>▶ Moms of Infants/Toddlers</p> <ul style="list-style-type: none"> - New Mom of One Child Under 2 88 - Mom of Multiple Children (One of Which Under 2) 336 	<p>▶ Parenting Style</p> <ul style="list-style-type: none"> - Permissive Mom 524 - Progressive Mom 760 - Traditional Mom 722 	
<p>▶ Household Income</p> <ul style="list-style-type: none"> - Under \$35,000 419 - \$35,000-\$74,999 387 - \$75,000 or More 227 	<p>▶ Retailer Customers</p> <ul style="list-style-type: none"> - 7-Eleven 220 - Abercrombie & Fitch 75 - Albertsons 148 - American Eagle 104 - Best Buy 431 - BJ Wholesale 102 - Circle K 86 - Circuit City 213 - Costco 198 - CVS 424 - Express 68 - Food Lion 75 - GAP/GAP Kids 196 - Gas station convenience store 369 - JC Penney 427 - Kmart 321 - Kohl's 360 - Kroger/Kroger Marketplace 203 - Macy's 239 - Nordstrom 60 	
<p>▶ Ethnicity</p> <ul style="list-style-type: none"> - African American 204 - Caucasian 580 - English-Speaking Hispanic 189 		
<p>▶ Number of Children</p> <ul style="list-style-type: none"> - Only Child Moms 446 - Two Child Moms 356 - Three or More Child Moms 231 		
<p>▶ Employment Status</p> <ul style="list-style-type: none"> - Total Working (Net) 605 - Full-Time Employed 418 - Part-Time Employed 136 - Self-Employed 51 - Non-Working (Net) 422 		



Marketing to Moms Coalition State of the American Mom 2008

III. OVERVIEW

The State of the American Mom Report is a large scale quantitative study which covers the many topics that reflect the shifting climate of our country and its impact on Moms. Moms represent a \$2.1 trillion market and are a multi-faceted group. This report recognizes this and therefore isolates each group, providing analysis of that group's specific needs.

In this study, a comprehensive look at Moms' opinions and behaviors is taken by using a questionnaire that includes a large array of topics facing Moms today. Topics range from external factors such as the impact of Mom focused marketing and retailer preferences to internal influences such as their top priorities regarding their kids and how kids influence household decisions.

Depth is added to our analysis by looking at these topics not only for total Moms but also by various demographic and psychographic profiles. Specifically, over 30 subgroups were created using basic criteria such as ethnicity and income supplemented by more 'nuanced' criteria such as level of opinion leadership and specific age range of kids. This approach allows us to identify not only the overarching trends but also which groups are the drivers of those trends.

Example from Report: Activities on the Internet

While checking email and paying bills online are top things all Moms do, we discovered a wide amount of variability in the popularity of other online activities across different subgroups.

Looking at Moms using one criteria, e.g. 'Total Moms', they look the same, but cutting the data differently reveals different preferences. Here, for example, we see that Moms in high income households (\$75,000+) are doing many more activities on the internet vs. other groups.

	Total Moms	Income			Ethnicity		
		Under \$35,000	\$35,000-74,999	\$75,000 or More	African American	Caucasian	English-Speaking Hispanic
1. Checking/sending email	85%	86%	87%	80%	83%	86%	88%
2. Paying bills/other online banking	64%	58%	69%	67%	66%	62%	70%
3. Reading news	57%	52%	59%	62%	50%	57%	62%
4. Checking weather	56%	55%	55%	58%	43%	61%	54%
5. Researching products	49%	41%	54%	55%	38%	51%	51%
6. Playing game online	46%	52%	47%	33%	50%	44%	47%
7. Shopping for my child(ren)	45%	35%	50%	54%	34%	48%	46%
8. Shopping for myself	44%	36%	48%	52%	46%	43%	42%
9. Planning travel, including local travel, such as maps or looking at directions	39%	28%	38%	60%	34%	39%	41%
10. Researching health care information	38%	33%	38%	47%	33%	39%	39%
11. Downloading coupons	36%	32%	39%	41%	32%	38%	38%
12. Buying gifts for others	35%	25%	38%	49%	24%	39%	33%

Marketing to Moms Coalition State of the American Mom 2008

IV. KEY HIGHLIGHTS – MARKETING IMPRESSIONS AND IMPACT

There is a lot of marketing ‘upside’ when it comes to targeting Moms. About half of Moms (54%) believe that ads are effective in targeting them as a Mom, but many Moms (46%) do not.

What are the best ways to relate to Moms?

1. Depict her having fun with her kids (87%)
2. Show her multi-tasking (86%)
3. Make her laugh (86%)

Best Ways to Appeal to Moms

Mom having fun with kids



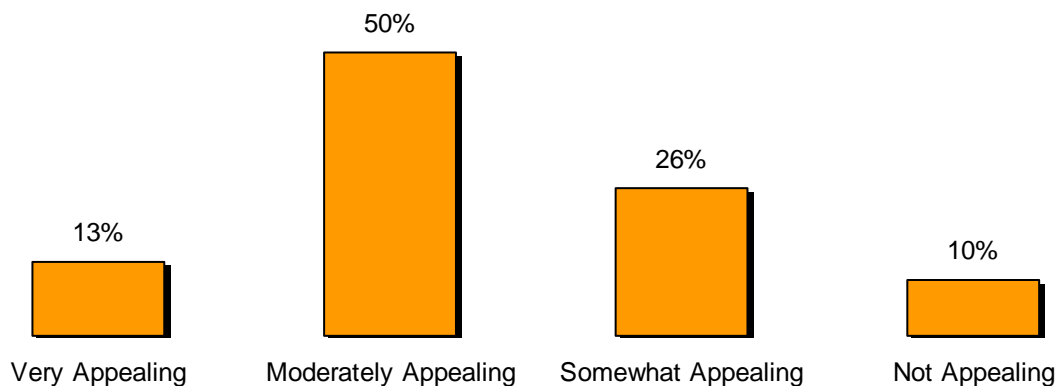
Mom Multi-Tasking



Make Mom Laugh



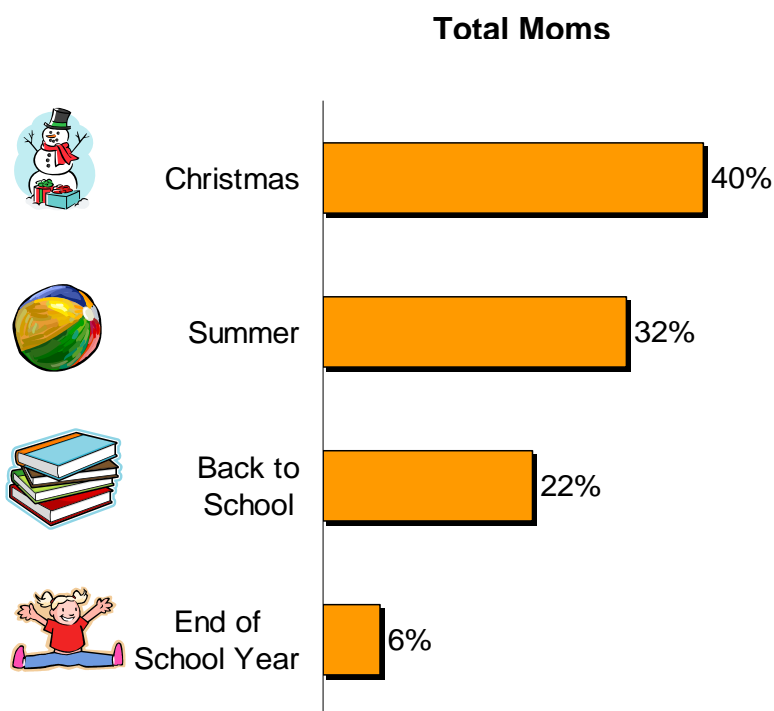
How Appealing Do You Generally Find Ads That Try to Relate to You as a Mom? (Total Moms)



Marketing to Moms Coalition State of the American Mom 2008

IV. Key Highlights – Busiest Time of Year

In general, most Moms (40%) view the Christmas holidays to be the busiest time of the year, followed by the summer when children are off from school.



However, when we analyze this data by subgroup, e.g. ethnicity, work status, etc., we see that there are differences by subgroup. For example, Self-Employed Moms and African American Moms view summer and back to school, respectively, as the busiest time of year.

	Total Moms	Working Status					Ethnicity		
		Total Working	Employed Full Time	Employed Part Time	Self-Employed	Non Working	African American	Caucasian	English-Speaking Hispanic
Christmas holidays	40%	38%	38%	38%	39%	42%	28%	44%	38%
Summer	32%	31%	28%	34%	43%	35%	34%	32%	32%
Back to school	22%	25%	28%	21%	12%	18%	33%	17%	26%
End of the school year	6%	6%	6%	8%	6%	5%	5%	7%	4%

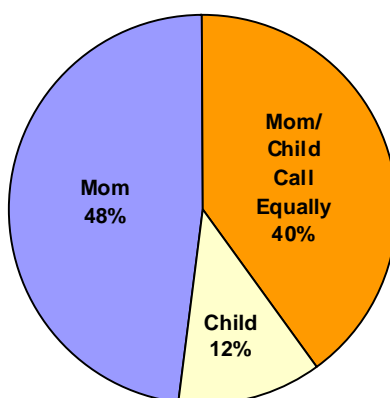


Marketing to Moms Coalition State of the American Mom 2008

IV. Key Highlights – Keeping Connected

By far, the most commonly used methods to communicate and keep connected with children are cell-phones and text messaging. Eighty percent of Moms agree that the cell phone is a direct line to children/sitter and 60% are using text messaging. Most of this contact is either being initiated by Moms (48%) or equally initiated by Mom and child (41%).

Who Initiates the Call?



By subgroup, there are differences in the methods used to communicate with children and also the activities done on the internet. For example, by ethnicity African American Moms are the heaviest users of cell phones when communicating with their children.

Method Used to Communicate with Children – Mean Times Per Week

	Total Moms	Working Status		Ethnicity		
		Employed Full Time	Non Working	African American	Caucasian	English-Speaking Hispanic
Cell phone	3.6	4.6	3.5	4.7	3.1	3.8
Texting	2.2	2.9	1.4	2.6	1.9	2.5
Email	1.5	2.0	1.2	1.9	1.2	1.8
Instant Messenger	1.4	1.8	0.9	1.6	1.1	1.6
Mean Total	8.6	11.3	7.1	10.7	7.4	9.7

Marketing to Moms Coalition State of the American Mom 2008



V. COMPLETE CONTENTS AND PURCHASING THE REPORT

The topics covered include the following:

- Juggling Family Life Demands
- Keeping Connected
- The Most Important Priorities
- “Green” Interest
- Marketing Impressions/Impact
- Shopping and Retailer Tendencies
- Kid Influences on Household Purchase Decisions
- Demographics
- Comparison to 2007

The complete 2008 State of the American Mom Report is available for sale for \$5,000 from the Marketing to Moms Coalition, Ltd. To purchase this report, please contact: michal@itoaction.com, or call (847) 475-4200.

Table of Contents

STATE OF THE AMERICAN MOM REPORT 1

By Working Status, Ethnicity and Household Income

I. Introduction and Purpose	
Detailed Table of Contents	1 to 4
Introduction and Purpose	6
II. Methodology and Sample	
Methodology	8
Sample Composition	9
III. Juggling Family Life Demands	
Executive Summary	11
By Working Status	
How Moms Care for Themselves to Be a Better Mom	12
How Do Moms Feel About Their Current Family Life	13
How Do Moms Juggle to Keep Up with Their Household Schedules	14
Mom’s Approach to Leftovers	15
Outlook When it Comes to Sharing Information About Children/Parenting	16
Approach to Children’s Extracurricular Activities	17
Busiest Time of Year for Moms	18
By Ethnicity	
How Moms Care for Themselves to Be a Better Mom	19
How Do Moms Feel About Their Current Family Life	20
How Do Moms Juggle to Keep Up with Their Household Schedules	21
Mom’s Approach to Leftovers	22
Outlook When it Comes to Sharing Information About Children/Parenting	23
Approach to Children’s Extracurricular Activities	24
Busiest Time of Year for Moms	25
By Household Income	
How Moms Care for Themselves to Be a Better Mom	26
How Do Moms Feel About Their Current Family Life	27
How Do Moms Juggle to Keep Up with Their Household Schedules	28
Mom’s Approach to Leftovers	29
Outlook When it Comes to Sharing Information About Children/Parenting	30
Approach to Children’s Extracurricular Activities	31
Busiest Time of Year for Moms	32
IV. Keeping Connected	
Executive Summary	34
The Top 20 Activities Moms Do Online	35
By Working Status	
Technical Communication Methods Used to Communicate with Children	36
Cell Phone Used as Direct Line for Children/Sitter	37
Computers and Internet Use in the Home (for Moms and School Age Children – Age 6+)	38 to 39
Mean Hours Spent on the Internet Daily (For Total Moms of School Age Children)	40
Activities Currently Done on the Internet	41
Internet Communication Sites Used	42
By Ethnicity	

Technical Communication Methods Used to Communicate with Children	43
Cell Phone Used as Direct Line for Children/Sitter	44
Computers and Internet Use in the Home (for Moms and School Age Children – Age 6+).....	45 to 46
Activities Currently Done on the Internet	47
Internet Communication Sites Used	48
By Household Income	
Technical Communication Methods Used to Communicate with Children	49
Cell Phone Used as Direct Line for Children/Sitter	50
Computers with Internet in the Home	51
Computers and Internet Use in the Home (for Moms and School Age Children – Age 6+).....	52
Activities Currently Done on the Internet	53
Internet Communication Sites Used	54
V. The Most Important Priorities	
Executive Summary	56
Moms Most Important Priorities – By Working Status	57
Moms Most Important Priorities – By Ethnicity	58
Moms Most Important Priorities – By Household Income	59
VI. “Green” Interest	
Executive Summary	61
Are Moms More or Less Focused on Recycling, Environmentalism and Conservation than Other Moms?	62
Steps Moms are Taking to Conserve and Protect the Environment – By Working Status.....	63
Steps Moms are Taking to Conserve and Protect the Environment – By Ethnicity	64
Steps Moms are Taking to Conserve and Protect the Environment – By Household Income	65
VII. Marketing Impressions/Impact	
Executive Summary	67
By Working Status	
How Often Moms Believe that Ads/Marketing are Targeting Them as a Mom.....	68
Level of Appeal of Ads Trying to Relate to Moms.....	69
Marketing Approach: The Most Appealing “Type” of Approach – By Working Status, Ethnicity and HH Income....	70
Which Marketing Approaches Are Best at Relating to Moms?.....	71
By Ethnicity	
How Often Moms Believe that Ads/Marketing are Targeting Them as a Mom.....	72
Level of Appeal of Ads Trying to Relate to Moms.....	73
Which Marketing Approaches Are Best at Relating to Moms?.....	74
By Household Income	
How Often Moms Believe that Ads/Marketing are Targeting Them as a Mom.....	75
Level of Appeal of Ads Trying to Relate to Moms.....	76
Which Marketing Approaches Are Best at Relating to Moms?.....	77
VIII. Shopping and Retailer Tendencies	
Executive Summary	79 to 80
Market Leader Retailers – By Category (e.g., Mass, Drug, Club).....	81
Are Moms Doing More One-Stop Shopping?.....	82
What Can Retailers Do to Make the Shopping Experience Easier/More Efficient?	83
By Working Status	
Shopping Patterns - How Often Are Moms Stocking Up on Household Necessities?.....	84
What Can Retailers Do to Make the Shopping Experience Easier/More Efficient?	85
Retailers Shopped in Past 3 Months	86 to 90
By Ethnicity	

	Shopping Patterns - How Often Are Moms Stocking Up on Household Necessities?.....	91
	What Can Retailers Do to Make the Shopping Experience Easier/More Efficient?	92
	Retailers Shopped in Past 3 Months	93 to 97
	By Household Income	
	Shopping Patterns - How Often Are Moms Stocking Up on Household Necessities?.....	98
	What Can Retailers Do to Make the Shopping Experience Easier/More Efficient?	99
	Retailers Shopped in Past 3 Months	100 to 104
IX.	Kid Influences on Household Purchase Decisions	
	Executive Summary	106
	By Working Status	
	Summary: Child Influence on Purchase	107
	Child Influence on Purchase (Means).....	108
	Child Specifically Requests and Parent Pays For.....	109
	Child Buys Items with Their Own Money	110
	Child Provides Input to Household Decision	111
	Child Not Involved in the Decision	112
	By Ethnicity	
	Summary: Child Influence on Purchase	113
	Child Influence on Purchase (Means).....	114
	Child Specifically Requests and Parent Pays For.....	115
	Child Buys Items with Their Own Money	116
	Child Provides Input to Household Decision	117
	Child Not Involved in the Decision	118
	By Household Income	
	Summary: Child Influence on Purchase	119
	Child Influence on Purchase (Means).....	120
	Child Specifically Requests and Parent Pays For.....	121
	Child Buys Items with Their Own Money	122
	Child Provides Input to Household Decision	123
	Child Not Involved in the Decision	124
X.	Demographics	
	Executive Summary	126
	Child and Mom Demographics – By Working Status.....	127 to 128
	Child and Mom Demographics – By Ethnicity	129 to 130
	Child and Mom Demographics – By Household Income	131 to 132
XI.	Comparison to 2007	
	Executive Summary	134
	Using Cell Phone as a Direct Line of Communication – Comparison to 2007 – By Working Status	135
	Using Cell Phone as a Direct Line of Communication – Comparison to 2007 – By Ethnicity.....	136
	Using Cell Phone as a Direct Line of Communication – Comparison to 2007 – By Household Income	137
	Opinion Leaders – Comparison to 2007 – By Working Status.....	138
	Opinion Leaders – Comparison to 2007 – By Ethnicity	139
	Opinion Leaders – Comparison to 2007 – By Household Income	140

State of the American Mom Report 1 Appendix

Topics/Areas That are Very/Somewhat Important to Moms – By Working Status	Z-2 to Z-3
Topics/Areas That are Very/Somewhat Important to Moms – By Ethnicity.....	Z-4 to Z-5

Topics/Areas That are Very/Somewhat Important to Moms – By Household Income..... Z-6 to Z-7
View of the US Economy – By Working Status Z-8
View of the US Economy – By Ethnicity..... Z-9
View of the US Economy – By Household Income..... Z-10
Child’s Involvement in the Decision to Buy Various Items Z-11 to Z-33

Table of Contents

STATE OF THE AMERICAN MOM REPORT 2

By Education Level, Marital Status and Level of Opinion Leadership

I. Introduction and Purpose	
Detailed Table of Contents	1 to 4
Introduction and Purpose	6
II. Methodology and Sample	
Methodology	8
Sample Composition	9
III. Juggling Family Life Demands	
Executive Summary	11 to 12
By Education Level	
How Moms Care for Themselves to Be a Better Mom	13
How Do Moms Feel About Their Current Family Life	14
How Do Moms Juggle to Keep Up with Their Household Schedules.....	15
Mom’s Approach to Leftovers.....	16
Outlook When it Comes to Sharing Information About Children/Parenting.....	17
Approach to Children’s Extracurricular Activities.....	18
Busiest Time of Year for Moms	19
By Marital Status	
How Moms Care for Themselves to Be a Better Mom.....	20
How Do Moms Feel About Their Current Family Life	21
How Do Moms Juggle to Keep Up with Their Household Schedules.....	22
Mom’s Approach to Leftovers.....	23
Outlook When it Comes to Sharing Information About Children/Parenting.....	24
Approach to Children’s Extracurricular Activities.....	25
Busiest Time of Year for Moms	26
By Level of Opinion Leadership	
How Moms Care for Themselves to Be a Better Mom.....	27
How Do Moms Feel About Their Current Family Life	28
How Do Moms Juggle to Keep Up with Their Household Schedules.....	29
Mom’s Approach to Leftovers.....	30
Approach to Children’s Extracurricular Activities.....	31
Busiest Time of Year for Moms	32
IV. Keeping Connected	
Executive Summary	34 to 35
The Top 20 Activities Moms Do Online	36
By Education Level	
Technical Communication Methods Used to Communicate with Children	37
Cell Phone Used as Direct Line for Children/Sitter	38
Computers and Internet Use in the Home (for Moms and School Age Children – Age 6+).....	39 to 40
Mean Hours Spent on the Internet Daily (For Total Moms of School Age Children)	41
Activities Currently Done on the Internet	42
Internet Communication Sites Used	43
By Marital Status	

Technical Communication Methods Used to Communicate with Children	44
Cell Phone Used as Direct Line for Children/Sitter	45
Computers and Internet Use in the Home (for Moms and School Age Children – Age 6+).....	46 to 47
Activities Currently Done on the Internet	48
Internet Communication Sites Used	49
By Level of Opinion Leadership	
Technical Communication Methods Used to Communicate with Children	50
Cell Phone Used as Direct Line for Children/Sitter	51
Computers and Internet Use in the Home (for Moms and School Age Children – Age 6+).....	52 to 53
Activities Currently Done on the Internet	54
Internet Communication Sites Used	55
V. The Most Important Priorities	
Executive Summary	57
Moms Most Important Priorities – By Education Level	58
Moms Most Important Priorities – By Marital Status	59
Moms Most Important Priorities – By Level of Opinion Leadership	60
VI. “Green” Interest	
Executive Summary	62
Are Moms More or Less Focused on Recycling, Environmentalism and Conservation than Other Moms?	63
Steps Moms are Taking to Conserve and Protect the Environment – By Education Level	64
Steps Moms are Taking to Conserve and Protect the Environment – By Marital Status	65
Steps Moms are Taking to Conserve and Protect the Environment – By Level of Opinion Leadership	66
VII. Marketing Impressions/Impact	
Executive Summary	68 to 69
By Education Level	
How Often Moms Believe that Ads/Marketing are Targeting Them as a Mom.....	70
Level of Appeal of Ads Trying to Relate to Moms.....	71
Which Marketing Approaches Are Best at Relating to Moms?.....	72
By Marital Status	
How Often Moms Believe that Ads/Marketing are Targeting Them as a Mom.....	73
Level of Appeal of Ads Trying to Relate to Moms.....	74
Which Marketing Approaches Are Best at Relating to Moms?.....	75
Level of Opinion Leadership	
How Often Moms Believe that Ads/Marketing are Targeting Them as a Mom.....	76
Level of Appeal of Ads Trying to Relate to Moms.....	77
Which Marketing Approaches Are Best at Relating to Moms?.....	78
VIII. Shopping and Retailer Tendencies	
Executive Summary	80
Market Leader Retailers – By Category (e.g., Mass, Drug, Club).....	81
Are Moms Doing More One-Stop Shopping?	82
What Can Retailers Do to Make the Shopping Experience Easier/More Efficient?	83
By Education Level	
Shopping Patterns - How Often Are Moms Stocking Up on Household Necessities?.....	84
What Can Retailers Do to Make the Shopping Experience Easier/More Efficient?	85
Retailers Shopped in Past 3 Months	86 to 90
By Marital Status	

Shopping Patterns - How Often Are Moms Stocking Up on Household Necessities??	91
What Can Retailers Do to Make the Shopping Experience Easier/More Efficient?	92
Retailers Shopped in Past 3 Months	93 to 97
By Level of Opinion Leadership	
Shopping Patterns - How Often Are Moms Stocking Up on Household Necessities??	98
What Can Retailers Do to Make the Shopping Experience Easier/More Efficient?	99
Retailers Shopped in Past 3 Months	100 to 104
IX. Kid Influences on Household Purchase Decisions	
Executive Summary	106
By Education Level	
Summary: Child Influence on Purchase	107
Child Influence on Purchase (Means)	108
Child Specifically Requests and Parent Pays For	109
Child Buys Items with Their Own Money	110
Child Provides Input to Household Decision	111
Child Not Involved in the Decision	112
By Marital Status	
Summary: Child Influence on Purchase	113
Child Influence on Purchase (Means)	114
Child Specifically Requests and Parent Pays For	115
Child Buys Items with Their Own Money	116
Child Provides Input to Household Decision	117
Child Not Involved in the Decision	118
By Level of Opinion Leadership	
Summary: Child Influence on Purchase	119
Child Influence on Purchase (Means)	120
Child Specifically Requests and Parent Pays For	121
Child Buys Items with Their Own Money	122
Child Provides Input to Household Decision	123
Child Not Involved in the Decision	124
X. Demographics	
Executive Summary	126
Child and Mom Demographics – By Education Level	127 to 129
Child and Mom Demographics – By Marital Status	130 to 132
Child and Mom Demographics – By Level of Opinion Leadership	133 to 135
XI. Comparison to 2007	
Executive Summary	137
Using Cell Phone as a Direct Line of Communication – Comparison to 2007 – By Education Level	138
Opinion Leaders – Comparison to 2007 – By Education Level	139
Using Cell Phone as a Direct Line of Communication – Comparison to 2007– By Level of Opinion Leadership	140

State of the American Mom Report 2 Appendix

Topics/Areas That are Very/Somewhat Important to Moms – By Education Level	Z-2 to Z-3
Topics/Areas That are Very/Somewhat Important to Moms – By Marital Status	Z-4 to Z-5
Topics/Areas That are Very/Somewhat Important to Moms – By Level of Opinion Leadership	Z-6 to Z-7
View of the US Economy – By Education Level	Z-8

View of the US Economy – By Marital Status.....	Z-9
View of the US Economy – By Level of Opinion Leadership.....	Z-10

Table of Contents

STATE OF THE AMERICAN MOM REPORT 3

By Number of Children and Age of Children

I. Introduction and Purpose	
Detailed Table of Contents	1 to 3
Introduction and Purpose	5
II. Methodology and Sample	
Methodology	7
Sample Composition	8
III. Juggling Family Life Demands	
Executive Summary	10
How Moms Care for Themselves to Be a Better Mom – Moms Who are Married/Living with Partner	11
By Number of Children	
How Moms Care for Themselves to Be a Better Mom	12
How Do Moms Feel About Their Current Family Life	13
How Do Moms Juggle to Keep Up with Their Household Schedules	14
Mom’s Approach to Leftovers	15
Outlook When it Comes to Sharing Information About Children/Parenting	16
Approach to Children’s Extracurricular Activities	17
Busiest Time of Year for Moms	18
By Age of Children	
How Moms Care for Themselves to Be a Better Mom	19
How Moms Care for Themselves to Be a Better Mom – Moms Who are Married/Living with Partner	20
How Do Moms Feel About Their Current Family Life	21
How Do Moms Juggle to Keep Up with Their Household Schedules	22
Mom’s Approach to Leftovers	23
Outlook When it Comes to Sharing Information About Children/Parenting	24
Approach to Children’s Extracurricular Activities	25
Busiest Time of Year for Moms	26
IV. Keeping Connected	
Executive Summary	28
The Top 20 Activities Moms Do Online	29
By Number of Children	
Technical Communication Methods Used to Communicate with Children	30
Cell Phone Used as Direct Line for Children/Sitter	31
Computers and Internet Use in the Home (for Moms and School Age Children – Age 6+)	32 to 33
Mean Hours Spent on the Internet Daily (For Total Moms of School Age Children)	34
Activities Currently Done on the Internet	35
Internet Communication Sites Used	36
By Age of Children	
Technical Communication Methods Used to Communicate with Children	37
Cell Phone Used as Direct Line for Children/Sitter	38
Computers and Internet Use in the Home	39
Activities Currently Done on the Internet	40
Internet Communication Sites Used	41

V.	The Most Important Priorities	
	Executive Summary	43
	Moms Most Important Priorities – By Number of Children	44
	Moms Most Important Priorities – By Age of Children	45
VI.	“Green” Interest	
	Executive Summary	47
	Are Moms More or Less Focused on Recycling, Environmentalism and Conservation than Other Moms?	48
	Steps Moms are Taking to Conserve and Protect the Environment – By Number of Children	49
	Steps Moms are Taking to Conserve and Protect the Environment – By Age of Children.....	50
VII.	Marketing Impressions/Impact	
	Executive Summary	52
	By Number of Children	
	How Often Moms Believe that Ads/Marketing are Targeting Them as a Mom.....	53
	Level of Appeal of Ads Trying to Relate to Moms.....	54
	Marketing Approach: The Most Appealing “Type” of Approach – By Number and Age of Children	55
	Which Marketing Approaches Are Best at Relating to Moms?.....	56
	By Age of Children	
	How Often Moms Believe that Ads/Marketing are Targeting Them as a Mom.....	57
	Level of Appeal of Ads Trying to Relate to Moms.....	58
	Which Marketing Approaches Are Best at Relating to Moms?.....	59
VIII.	Shopping and Retailer Tendencies	
	Executive Summary	61
	Market Leader Retailers – By Category (e.g., Mass, Drug, Club).....	62
	Are Moms Doing More One-Stop Shopping?.....	63
	What Can Retailers Do to Make the Shopping Experience Easier/More Efficient?	64
	By Number of Children	
	Shopping Patterns - How Often Are Moms Stocking Up on Household Necessities?.....	65
	What Can Retailers Do to Make the Shopping Experience Easier/More Efficient?	66
	Retailers Shopped in Past 3 Months	67 to 71
	By Age of Children	
	Shopping Patterns - How Often Are Moms Stocking Up on Household Necessities?.....	72
	What Can Retailers Do to Make the Shopping Experience Easier/More Efficient?	73
	Retailers Shopped in Past 3 Months	74 to 78
IX.	Kid Influences on Household Purchase Decisions	
	Executive Summary	80
	By Number of Children	
	Summary: Child Influence on Purchase	81
	Child Influence on Purchase (Means).....	82
	Child Specifically Requests and Parent Pays For.....	83
	Child Buys Items with Their Own Money	84
	Child Provides Input to Household Decision	85
	Child Not Involved in the Decision	86
	By Age of Children	
	Summary: Child Influence on Purchase	87
	Child Influence on Purchase (Means).....	88
	Child Specifically Requests and Parent Pays For.....	89

Child Buys Items with Their Own Money	90
Child Provides Input to Household Decision	91
Child Not Involved in the Decision	92
X. Demographics	
Executive Summary	94
Child and Mom Demographics – By Number of Children	95 to 97
Mom Demographics – By Age of Children.....	98 to 99
XI. Comparison to 2007	
Executive Summary	101
Using Cell Phone as a Direct Line of Communication – Comparison to 2007 – By Number of Children.....	102
Using Cell Phone as a Direct Line of Communication – Comparison to 2007 – By Age of Children	103
Opinion Leaders – Comparison to 2007 – By Number of Children	104

State of the American Mom Report 3 Appendix

Topics/Areas That are Very/Somewhat Important to Moms – By Number of Children.....	Z-2 to Z-3
Topics/Areas That are Very/Somewhat Important to Moms – By Age of Children	Z-4 to Z-5
View of the US Economy – By Number of Children.....	Z-6
View of the US Economy – By Age of Children	Z-7